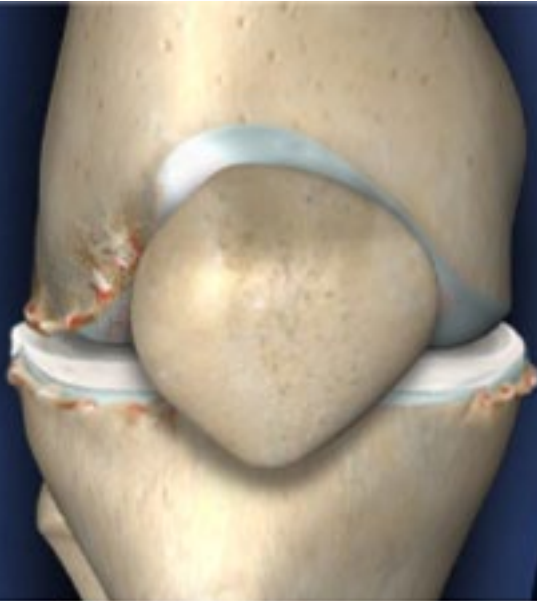


VISCO-SUPPLEMENTATION FOR ARTHRITIS OF THE KNEE

Arthritic
knee



Overview

This nonsurgical procedure is an injection of a gel-like medication into the knee joint to supplement or replace the thick synovial fluid that cushions the joint. This treatment can help reduce the pain of arthritis.

Preparation

In preparation for the procedure, the physician numbs the knee with an injection of local anesthetic.

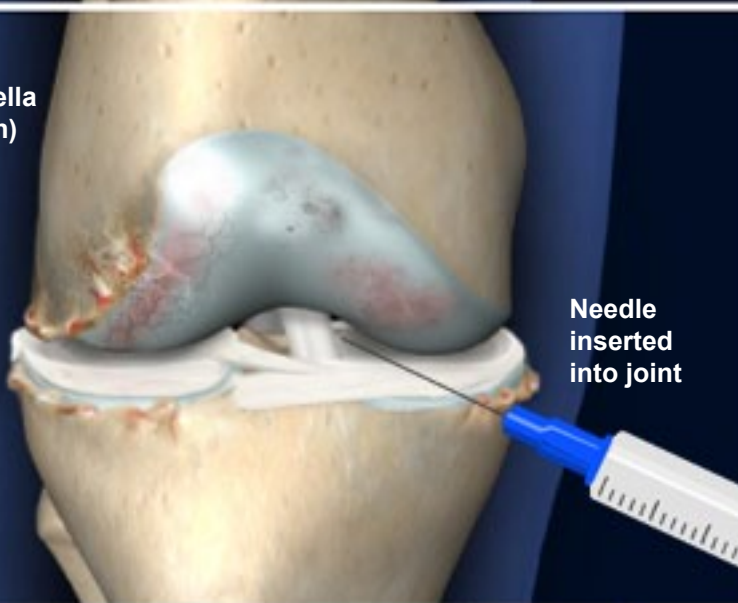
The Injection

The physician carefully guides a needle through the numbed tissue and into the space within the knee joint. The physician may confirm the position of the needle with a fluoroscope, a special type of x-ray that shows moving images. Once the tip of the needle is positioned correctly, the physician injects the medication. This fluid will cushion and lubricate the knee joint.

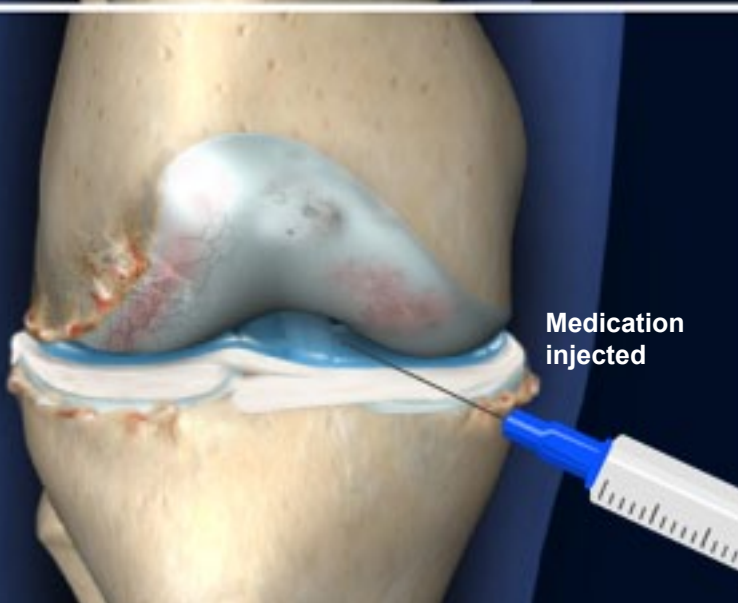
End of Procedure and Aftercare

When the injection is complete, the physician removes the needle. The injection site is bandaged. The patient may not feel relief for a few weeks, and may need to return for additional injections.

Arthritic
knee (patella
not shown)



Needle
inserted
into joint



Medication
injected