

## Shoulder Stretching Exercises

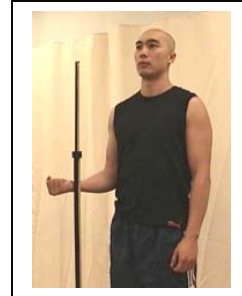
### Internal Rotation Behind-the-Back Stretch

Place the hand of the affected arm behind your back at the waistline. Use your opposite hand or a stick to help lift the other hand toward the shoulder blade of the opposite shoulder.



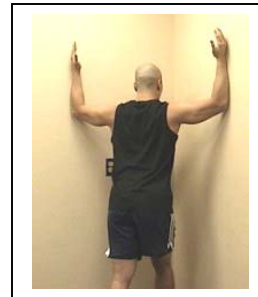
### Standing Neutral External Rotation

Hold a door handle or frame with the hand of the involved arm. While keeping the involved arm firmly against your side and the elbow at a right (90 degree) angle, rotate your body away from the door to produce outward rotation at the shoulder.




### External Rotation in Corner/Doorway

Standing facing a corner or in a doorway, position the arms as illustrated with the elbows at shoulder level. Lean your body gently forward toward the corner until a stretch is felt.



### Cross Arm - Horizontal Adduction

Reach across the chest as if to bring the elbow toward the opposite shoulder. Grasp the elbow and pull gently in that direction.



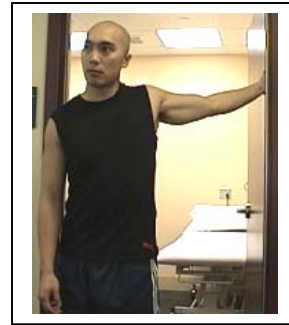
### Overhead Stretches

Stretch the arms overhead as shown



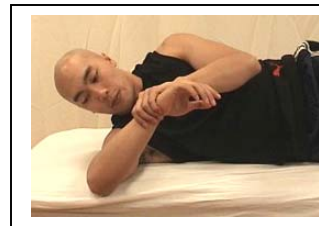
### **Chest Stretch in Doorway**

Stand near a doorway. With the palms facing outward, grasp the edge of the doorway with one or both (as shown) arms. Keeping the elbows straight, lean gently forward





### **Internal Rotation in Abduction**

Lie on your side with the arm positioned as shown. Keeping the elbow at a right angle, rotate the arm as if to touch the thumb to the table. Apply a gentle stretch with the opposite arm.





### **Lateral Shoulder and Tricep Stretch**

Place the forearm behind the head. With the opposite hand, grasp the elbow and pull the arm back behind the ear



### **Bar Hang Stretch**

Hang from a horizontal bar. Keep the feet in contact with the floor to avoid excessive strain on the shoulders.



### **Lateral Neck and Upper Trapezius Stretch**

Grasp the right arm with the left hand and pull down and to the left. While maintaining arm position, tilt head to left and hold 10 to 15 seconds. Also stretch the head to the left while letting the chin drop toward the chest. Alternate sides.

